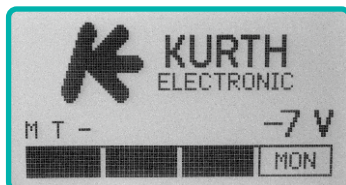


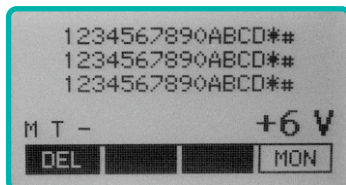
Rugged analog Testphone with enhanced features like MWI / CID / DTMF-decoding with Data Protection



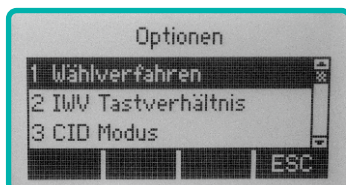
TP09D



Voltage detection



DTMF decoding



Menue

At a glance

- Big high resolution graphic display with backlight
- Drop proof 20 feet on concrete
- Waterproof
- Caller ID (CLIP) with name, date and other information
- Message waiting information, MWI
- DTMF-decoding 48 digits (digit grabbing)
- Direct access function buttons for Flash
- Pulse- and tone-dialing
- Displays up to 48 digits
- 10 memory speed dialing (24 digits each)
- Outgoing and incoming Last Number redial
- High and low voltage detect and lockout
- DSL and data protected with lockout feature
- High impedance Monitor > 500 kOhm/100 kHz

NEU

Light weight, rugged, waterproof analouge Testphone for all todays important test procedures

TP09D comes with a high resolution backlight graphic LCD. This guarantees perfect visibility in any environment. This and features like Caller ID, Message waiting and DSL signal level makes this test set to the EVERY DAY COMPANION of each technician. Plus - TP09D is rugged and waterproof, protected against 20ft drop.

High Impedance

TP09D has a high impedance in OFF HOOK as well in MONITOR mode for all kind of data signals, including DSL.

Voltage lockout

The TP09D has a Voltage Lockout feature that protects the unit and data lines.

Mode - MWI - CID

In Ring Mode the unit is waiting for an incoming call. If a CID message is received, the TP09D decodes single and multi CID messages.

Monitor Mode - DTMF decoding

Monitor Mode is used to listen into lines without disrupting services. Line Monitor is a high impedance, amplified monitor. In this mode the unit can also receive and display DTMF signals. Any received DTMF sequence will be decoded and shown in the display. There is room for up to 48 digits without scrolling. The impedance is over 100 kOhms up to 100 kHz.

Talk Mode

Answer incoming calls or place outside calls.

Adjusting Volume

Press the blue VOL+ and VOL- button on the second keypad

Direct Dialing or Memory Dialing

There are two ways to dial a number:

1. Use the keypad to directly dial the number.
2. Use memory dialing. There are 10 memory locations, 24 digits each

Last Number Redial

The last three dialed numbers are stored and selectable

Caller ID Recall

Caller ID Recall (CID RCL) is the stored incoming Caller ID with number, name and time. The last three numbers are stored and selectable.

FLASH

Is easy accessible by pressing the direct button 100, 270 or 60 ms. No setup step necessary



Fast access menu for setup of the unit

All important parameter settings are changeable by menu

Display shows the direct and in memory stored numbers

Indication of 12 or 16 KHz charge pulse
Menu selectable

Low Battery indication
Shows LB if 70% left

Auto shut Off after 10 minutes with no line power

DTMF grabbing – decoding of DTMF on the line.

All 16 numbers will be indicated.
Up to 48 digits shown in display.

High impedance line monitoring
> 100 Kohm at 100 KHz

High impedance talk mode for signals > 20 KHz
No disturbance of any active service

Built in audible ringer

Real Time ring duration. This helps to indicate faults in the ring Signal Duration.
Menu selectable repetition rate

Pulse or Tone dialing selectable by menu
All memories will be dialed in the selected mode

CLIP - Caller ID

Receiving of Caller ID, Name and Time/Date
Stores received information under direct access button. Calculates checksum of received information and indicates any error.

MWI - Message waiting indicator

In Monitor mode the message waiting information including MWI ON and OFF will be received and displayed.

Direct access buttons

3 direct access buttons for flash, 100, 270 and 600 ms
3 direct memory locations
Receiver Volume setting +/- 8 level

Over- and under voltage lockout

To busy the line is possible between 5 and 70 V. This must be activated by menu.

General Specifications

Related documents:

TS 103 021-1 V1.2.1, TS 103 021-2 V1.2.1, TS 103 021-3 V1.1.2, ES 201 729 V1.1.1, ES 201 970 V1.1.1, ETSI TR 101 183, TBR 38, I-ETS 300-245-1

Line impedance

Complex or real 600 Ohms (Order Option)

Over voltage protection

Over voltage protected

Related documents:

ITU. K21, ITU. K44

Over current protected

Max. Line current 120 mA

Line detect voltage window

4 V DC - 75 V DC

CLIP mode

V.23, DT-AS

Related specifications:

EN 300 778-1, ETS 300 778-1

Others by request

Pulse Dialing

Rate: 10pps +/-5%

Ratio: 40/60, 33/66

Selectable Interdigit Pause 800 ms

Tone Dialing

Freq. Error: <+/- 1%

Level

High group -6 dBm

low group -8 dBm

DTMF Tone duration 84 ms

DTMF Pause 125 ms

Direct Button Flash Durations

100ms, 270ms, 600ms

Pause Duration

2 sec / per key in

Memory

4 direct buttons (2 programmable, 1 LNR, 1 CID RCL) 24 digits each, 10 indirect locations 24 digits each

Monitor impedance

> 500 Kohm at 4 KHz

> 120 Kohm at 100 KHz

Power supply

9 Volt Alkaline

Automatic Timeout 10 min / no Line

Display

Graphical reflective LCD

Display Languages

English, German,

Any other by request

Additional Features

Housing

Heavy duty water resistant housing made from ABS, Mylar push button switches.

Test leads

60" (150 cm) durable wire leads with solid alligator clips, field replaceable

Optional 6A clips, others by request

Strain relief

Separate battery compartment with captive screw

Dimensions

9.8" x 3.1" x 1.2/2.8"

(250 x 80 x 30/70 mm)

Weight

15.8 oz wth battery

(450 g with battery)

Drop test

20 ft (7 m)

Optional

SMS sending and receiving function test

Article No.	Type	Description
0.49310	TP09D	Analoge Testphone with Display

